








# Welcome to Home Learning 2021

1. The grid provides different activities set for each day to support learning.
2. Mark off the activity on the grid once completed.
3. Reading activities are marked with  to support different learning needs. Groups are based on class reading groups.

Students in

- Ants and Rowling's complete activities marked with 
- Grasshoppers and Griffiths complete activities mark with  
- Bees, Caterpillars and Dahl and Blyton complete activities marked with   

	Tuesday	Wednesday	Thursday	Friday
Reading	Read the passage and answer the questions. Complete only the activity for your group.	Read the passage and answer the questions. Complete only the activity for your group.	Read the passage and answer the questions. Complete only the activity for your group.	Read the passage and answer the questions. Complete only the activity for your group.
English	Complete a procedure on How to make a Nutella sandwich.	Complete a procedure on How to make a disgusting sandwich.	Complete a procedure on How to make a milkshake.	Complete a procedure of your choice.
Maths	1. Collect 12 items like buttons, rocks, cars and complete activities A and B. 2. Answer the multiplication word problems. 3. 2 times tables	1. Collect 24 items like buttons, rocks, cars, and complete activities A and B. 2. Answer the multiplication word problems. 3. 3 times tables	1. Split Strategy: Addition and Subtraction 2 digit numbers 2. Addition and Subtraction 2 digit number word problems 3. 5 times tables	1. Split Strategy Addition and Subtraction 3 digit numbers 2. Addition and Subtraction 3 digit number word problems 3. 10 times tables
Other	<b><u>PBL</u></b> Learn and practise the calming techniques.	<b><u>HASS</u></b> 1. Create a puzzle of Australia and add a legend to represent different places.  2. Complete the weather activities.	<b><u>Science</u></b> Complete the living and non-living activities.	<b><u>Arts</u></b> Find the different patterns in the picture. Create your own patterns using combinations of shapes and lines. Create scales for the fish by creating patterns. Experiment with different shapes, colours and lines. On a piece of paper create a home or landscape for your fish